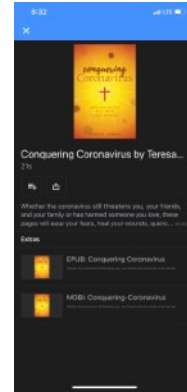
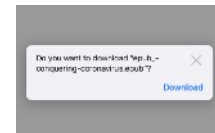


## Reading books using FORMED App on iOS

1. Open a book in FORMED. iOS uses an app called *Books* for reading. This app uses the epub format. Click the “EPUB” version to download.




2. Clicking the link will initiate a download in your web browser. Click Download button to continue, the book will be added (in the background) to the files on your device.



*(After the book is downloaded, you will be taken to your most recent browser window. This can be confusing! It's safe to ignore this.)*

3. Go to your home screen and find the *Files* app. Click to open.



4. In the files app, you'll see a list of files, with the book you downloaded shown first.



epub\_-  
conque...4.epub

5. Click to open and enjoy your book!

